

quick guide USER KEEpad



- MOTION keyboard, 3 channels 868 MHz ·
- IP65 · 3 batteries AAA 1,5V ·
- Autonomy: 2 years/6000 activations ·

EN

Radio keypad with visual interaction
and INSTALL&GO start-up

Configure password



Wake up



Enter configuration mode



Choose channel (1,2 or 3)



Enter current password
(4-8 digits + OK)



Enter new password
(4-8 digits + OK)

If you do not remember the current password, you must reset the device (see the installer guide)



Problem solving

See our website for troubleshooting:

www.jcm-tech.com/JCM/keepad-keepush/

	MY PASSWORD	BY DEFAULT
CHANNEL 1		1111
CHANNEL 2		2222
CHANNEL 3		3333

Normal use



Wake up the device

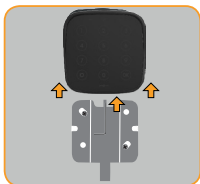


Enter password + OK

After 3 wrong trials the system is locked for 2 minutes.

The anti-spy feature allows you to press random numbers before entering the password: the keypad only uses the last digits

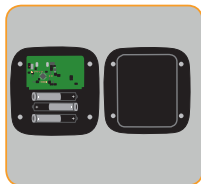
Batteries replacement




Unscrew device and slide on wall support



Unscrew back cover



Replace batteries (3 x 1,5Vdc AAA type)

When batteries are near to the end of its useful life time, the  indicator flashes.

EC Declarations of Conformity

The manufacturer JCM TECHNOLOGIES declares that the product KEEPAD complies with the relevant fundamental requirements of the RED Directive 2014/53/EU and of the RoHS Directive 2011/65/EU.

JCM TECHNOLOGIES, SA · BISBE MORGADES, 46 BAIXOS · 08500 VIC (BARCELONA) SPAGNA

See web page www.jcm-tech.com/declarations/